

“Around the world”

In this lesson I will...

- **Learn names of countries and nationalities (the names of the people who come from these countries)**
- **Become familiar with the flags of these countries**
- **Play a memory game**
- **Meet people from around the world**
- **Watch a video**
- **Write a post card**



LOOK, READ AND LEARN

- Read about the following famous people. Then you will play a memory game about their countries and nationalities
-



Country: CYPRUS



The Cypriot flag



Hi! I'm George Efrem. I am from Cyprus. I am Cypriot!



Country: Greece



The Greek flag




Hi! I'm Elena Papparizou. I am from **Greece**. I speak **Greek!**




Country: Britain



The British flag



Hi! I am Elizabeth, the **British** queen. I am from **Britain** and this is the **British** Palace.



Country: France



The French flag



Hi! I am Nicolas Sarkozy. I am from **France** .My favourite **French** football team is Paris Saint Germain.



Country: Egypt



The Egyptian flag



Hi! I am
Mohamed Salah.
I am **Egyptian**. I
am a football
player in **Egypt**.




Country: The Philippines



Hi! I'm Manny Pacquiao. I am from **the Philippines** and I am a famous **Filippino** boxer.

The Filipino flag



Country: Germany



The German flag



Hi! I am Steffi
Graf, a **German**
tennis player!
I live in **Germany**.



Country: Italy

The Italian flag



Hi! I am Chiara Ferragni, a fashion designer from **Italy**. I love **Italian** fashion. I live in Milan, Italy.




- **Now, do you remember their country or nationality? Play this memory game:**

<https://wordwall.net/resource/569199>



LET'S PLAY...



Have fun!!!

- Click on the link to play this CONCENTRATION game:

<https://www.quia.com/cc/3111771.html>

- Click on the link to play this memory game:

<https://www.eslgamesplus.com/countries-esl-vocabulary-memory-game-with-flags-low/>

- Click on the link to play this spelling game:

<https://www.eslgamesplus.com/countries-nationalities-esl-interactive-spelling-activity-online/>



HELP : Go back at the LOOK, READ AND LEARN if you need help!

LET'S WATCH A VIDEO...

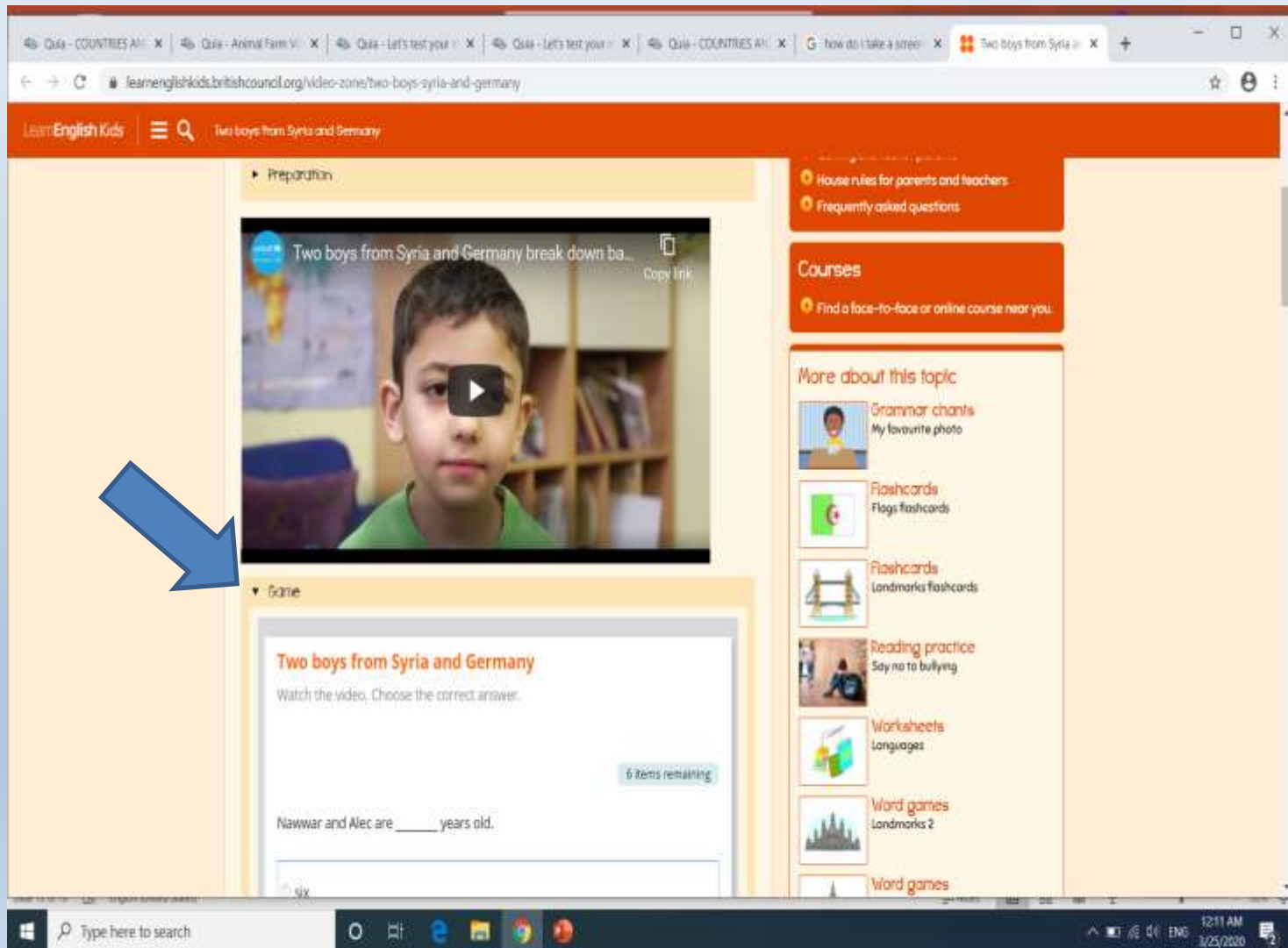


- **Now you are going to watch a VIDEO about two friends who come from different countries**
- **Watch the video about Nawwar and Alec :**

<https://youtu.be/XrHHJIQ5fy8>

➤ Now do the activity by clicking the link below:

<https://learnenglishkids.britishcouncil.org/video-zone/two-boys-syria-and-germany>



The screenshot shows a web browser window displaying the 'Learn English Kids' website. The page title is 'Two boys from Syria and Germany'. The main content area features a video player with a play button and a 'Copy link' icon. Below the video, there is a quiz section titled 'Two boys from Syria and Germany' with the instruction 'Watch the video. Choose the correct answer.' and a progress indicator '6 items remaining'. The quiz question is 'Nawwar and Alec are _____ years old.' with a text input field containing the number '6'. The right sidebar contains several resource categories: 'House rules for parents and teachers', 'Frequently asked questions', 'Courses' (with a sub-item 'Find a face-to-face or online course near you'), and 'More about this topic' which includes 'Grammar chants', 'Flashcards', 'Reading practice', 'Worksheets', and 'Word games'. A blue arrow points to the video player.

LET'S BE CREATIVE

This is a postcard from Alec. Can you write a postcard to Nawwar or Alec?

Dear Maria

I am Alec and I am from Germany. I live in Berlin and I am seven years old. In my school there are many children from other countries like Syria, Poland and Austria. My best friend is Nawwar and he is Syrian. In Germany we love German sausages! My favourite Italian football team is Barcelona. What about you? How is your school in Cyprus? Write to me about your country.

Love,
Alec



Alec

2, Springerstreet

Berlin

Germany

➤ Write your postcard in your exercise book or on a piece of paper

The image shows a postcard template with two main sections. The left section is a large rectangular area containing 20 horizontal dotted lines for writing. The right section is a smaller rectangular area containing a rectangular box for a stamp at the top and four horizontal lines for an address below. A red border highlights the writing area on the left and the address area on the right.



Did you enjoy the
lesson today?

*Presentation designed by the English Curriculum Development team,
Cyprus Ministry of Education and Culture*